


Correspondence  
re Mildura  
Base Hospital  
visit



23th December, 1939.

Miss E. H. Ward,  
Matron,  
Mildura Base Hospital.

Dear Miss Ward,

Very many thanks for kindly  
showing me round your Hospital on Friday morning  
last.

I greatly appreciated your courtesy  
and enjoyed seeing the details of your successful  
administration.

Again thanking you,

Believe me,

Sincerely yours,

C. V. MACKAY,

Executive Medical Officer.

CVM.MD

28th December, 1939.

N. J. Favaloro, Esq.,  
President,  
Mildura Base Hospital.

Dear Mr. Favaloro,

Many thanks for your courteous reception and patience during my visit to Mildura while I endeavoured to expound the policy of the Anti-Cancer Council of Victoria to you. I am now enclosing as promised a copy of the Act.

My stay in Mildura was very rushed. The Editor of "The Sunraysia News" did not come to see me as I expected, and I had to run off some copy at express speed later on. I greatly regret that I was unable to submit it to you before publication and I trust that you found it satisfactory.

I hope to have the pleasure of seeing your younger brother at the Royal Melbourne Hospital in the New Year.

With kind regards,

Yours sincerely,

C. V. MACKAY,  
Executive Medical Officer.

19th December, 1939.

Dr. W. E. Macmillan,  
139 Eleventh-street,  
MILDURA.

Dear Dr. Macmillan,

I am visiting the Mildura Base Hospital on Friday next on behalf of the Anti-Cancer Council of Victoria.

Dr. Kaye Scott has advised me to get in touch with you.

The Council desires as much cooperation as possible with the Base Hospitals.

Yours sincerely,

C. V. MACKAY,  
Executive Medical Officer,  
Anti-Cancer Council.

CVM.MD

28th December, 1939.

Dr. J. M. Bothroyd, M.D., M.S.,  
Deakin-avenue,  
MILDURA.

Dear Bothroyd,

Kindly express my thanks to Mrs. Bothroyd for her very kind reception, I enjoyed the delightful dinner she had prepared for me. Thanks also to yourself for giving me a good run round in the afternoon, I shall remember Wentworth, the Darling and the Murray for a long time. The weather has turned hot and I was probably wise to get my long motor trip from Bendigo over before January.

Since my return I have seen Bill Newton and Sewell and talked over Mildura affairs with them, they already know a good deal.

I should be greatly obliged if you could procure for me a couple of copies of the "Sunraysia News" of Saturday, the 23rd, for reference.

With kind regards and best wishes  
for 1940,

Sincerely yours,

CVM.MD

19th December, 1939.

Dr. John S. Bothroyd, M.D.,  
Deakin Avenue,  
MILDURA.

Dear Dr. Bothroyd,

I am visiting the Mildura Base Hospital on Friday next on behalf of the Anti-Cancer Council of Victoria. You will probably remember our association here when you were doing your M.S. work.

The Council is anxious to co-operate with the Base Hospitals and I hope to have the pleasure of seeing you on Friday.

With kind regards,

Yours sincerely,

C. V. MACKAY,  
Executive Medical Officer,  
Anti-Cancer Council.

CVM.MD

# Mildura Base Hospital

ESTABLISHED 1882 INCORPORATED 1923

TELEPHONES:

Hospital 41

Secretary 263

Box 306

Mildura, Vic.

ET/MG

17th December, 1939.

Dr C. V. Mackay,  
C/- Royal College of Surgeons,  
Spring Street,  
MELBOURNE.

Dear Sir,

Your letter of December 15th to hand.

As requested I have communicated with the Grand Hotel about your accommodation.

I regret that I shall be away on leave at the time of your visit. It so happens that the senior resident medical officer will also be away, and we have no Medical Superintendent at the present.

However, I shall notify some of our honorary medical officers of your visit, and the President and Acting Secretary will look after you.

Yours faithfully,



MANAGER & SECRETARY.

16th December, 1939.

The Manager,  
Grand Hotel,  
Mildura.

Dear Sir,

Kindly reserve a single bedroom  
for me for Thursday evening, the 21st December.  
I shall require the use of it until the departure  
of the Melbourne express on Friday evening.

Yours truly,

C. V. MACKAY.

CVM.MD

15th December, 1939.

The Secretary & Manager,  
Mildura Base Hospital,  
MILDURA.

Dear Sir,

I thank you for your prompt reply to my telegram.

If all goes well I expect to arrive in Mildura on Thursday evening next at 9.30 by service car from Bendigo, and I should esteem it a favour if you would kindly mention my arrival at the Grand Hotel. I shall also reserve my accommodation by letter, but the local personal touch is of great assistance.

On Friday I shall be at your disposal to discuss treatment of patients suffering from cancer, and I leave by the Melbourne train at 8.45 p.m.

Yours faithfully,

C. V. MACKAY,


Executive Medical Officer,  
Anti-Cancer Council.

# RECEIVED TELEGRAM.

*This message has been received subject to the Post and Telegraph Act and Regulations.*

The time received at this office is shown at the end of the message.

The first line of this Telegram contains the following particulars in the order named.



Funds may be quickly, safely  
and economically transferred by  
**MONEY ORDER TELEGRAM**  
(PLEASE TURN OVER)

Sch. C 2233—11/1938

Office of Origin.	Words.	Time Lodged.	No.....
-------------------	--------	--------------	---------

T 46. MILDURA 25 11.30 AM

DR C V MACKAY                    518  
 ROYAL COLLEGE OF SURGEONS  
 SPRING ST MELBOURNE

FRIDAY DECEMBER 22 ND WOULD BE CONVENIENT TO MEET  
 OUR REPRESENTATIVES AS SUGGESTED  
 MILDURA HOSPITAL

( 22 ND )

11-32a PF



**BIRTHDAY GREETINGS, CONGRATULATORY  
TELEGRAMS, SOCIAL MESSAGES,  
MOTHERS' DAY REMEMBRANCES,  
as well as EASTER, CHRISTMAS  
and NEW YEAR GREETINGS,**

*are issued on attractively coloured and appropriately  
designed telegram forms*

**WITHOUT EXTRA CHARGE.**

You may lodge your message at any TELEGRAPH OFFICE using the usual telegram form, or telephone it to "TELEGRAMS," indicating that the message is to be issued on an ornamental form.

**NOTE.**—The standard time for the Eastern States of Australia (Queensland, New South Wales, Victoria, and Tasmania) is half an hour in advance of the standard time for South Australia and two hours in advance of the standard time for Western Australia.

Manager

TELEGRAM TO MILDURA B.H. 15/12/39

Base Hospital  
Mildura

Propose visiting Bendigo Base  
Hospital Thursday twentieth  
December before completing  
arrangements; desire know  
whether Friday twenty-first  
would be convenient date  
& meet your President and  
Medical Superintendent at  
Mildura.

Mackay  
Anti-Cancer Council

7th December, 1939.

The Secretary,  
Mildura Base Hospital,  
M I L D U R A.

Dear Sir,

On behalf of the Anti-Cancer Council of Victoria, I am making arrangements to visit the various Base Hospitals of Victoria. Would you kindly inform me whether such a visit to your Hospital would be agreeable to your Committee of Management?

The objectives of my visit are, firstly to ascertain the number of cases of cancer which are treated during the course of the year and the special nature of the treatment which is given to cancer patients in your Hospital. Secondly, I should like to ascertain the views of your Committee of Management with regard to the question of the value of the work of Almoners in public hospitals. The Anti-Cancer Council is very interested in this particular question and I am enclosing for your information a small booklet showing the work done by Almoners in hospitals. The most convenient day to fit in with the service car from Bendigo <sup>if possible, I should like to visit</sup> ~~is~~ <sup>Friday.</sup> Mildura Base Hospital before the end of this year.

Yours faithfully,

C. V. MACKAY,  
Executive Medical Officer,  
Anti-Cancer Council.

CVM.LD

8th December, 1939.

The Secretary,  
Mooroopna Base Hospital,  
M O O R O O P N A.

Dear Sir,

I have very pleasant recollections of my recent visit to your Hospital and of my conversation with you regarding the treatment of cases of cancer. I am now enclosing a pamphlet on the work of the Hospital Almoner, which I hope you will find of interest.

With kind regards,

Yours sincerely,

C. V. MACKAY,  
Executive Medical Officer,  
Anti-Cancer Council.

Enc.  
CVM.MD

17th November, 1939.

The Secretary,  
The Mooroopna Hospital,  
via SHEPPARTON.

Dear Sir,

Dr. R. R. Wettenhall, who is delivering a lecture at your hospital on Wednesday afternoon next, has kindly asked me to accompany him.

In connection with visits to the various Base Hospitals of Victoria on behalf of the Anti-Cancer Council I purposed to go to Mooroopna early next month. I hope that this present opportunity will enable me to combine a hearing of Dr. Wettenhall's lecture with a personal visit to yourself.

Would you kindly inform me whether this would be possible?

My Council is particularly anxious for me to meet the administrative heads of the Base Hospitals in order to establish contact with them and to endeavour to ascertain the problems associated with the treatment of cancer in the country areas at first hand. If figures were available I should be glad to learn how many patients suffering from cancer were treated at Mooroopna Hospital during the last financial twelve months and what form of treatment was given.

Does any "follow-up" system exist with regard to this treatment?

Is there any Almoner system associated with the social side of your Hospital's activities?

If time permits a visit to the wards, etc of the Hospital would be greatly appreciated.

I am,

Yours faithfully,

attended M-P. Jones  
not R.A. O.P. but

22nd September, 1939.

Mr. Peter Molinari,  
Clyde, Victoria.

Dear Mr. Molinari,

Your letter to the Radium Out-Patients' Department of this Hospital has been passed on to me. I have been in consultation with Mr. Paul Jones, the surgeon who originally saw you in March last, and he would like to have you attend his Out-Patients' clinic when the weather gets a little better, on either a Monday or a Thursday, at 1 p.m.

This attendance is essential to enable Mr. Paul Jones to determine whether any further treatment is necessary.

Yours faithfully,

(Dr. C. V. Mackay),

Medical Officer,  
Follow-up Department.

CVM.MD

Royal Melbourne Hospital,  
Lonsdale St. xxxxxxxx

7th July, 1939.

Mr. Stevens,  
C/o Messrs. A. H. Massina & Co. Pty. Ltd.,  
350-352 Swanston Street,  
MELBOURNE, C. 1.

Dear Mr. Stevens,

I am returning the four proofs  
which are satisfactory.

Would you kindly print -  
250 copies of the sheets for the Breast,  
200 of the Rectum,  
200 of the Mouth, and  
200 of the Oesophagus?

I shall expect you on Monday morning  
at 9.30.

Yours sincerely,

CVM.MD

# A. H. MASSINA & CO. PTY. LTD.

PROPRIETORS OF "THE AUSTRALIAN JOURNAL"

Printers & Publishers



Sales Promotion & Design

TELEPHONE F2177  
(TWO LINES)

350-352 SWANSTON ST.  
MELBOURNE, C. 1

6. 7. 39

Walter C. Macbray

Sir,

Already we have furnished  
the 4 proofs.

The only saving by printing  
100 forms would be  $\frac{1}{6}$ .

As I mentioned before  
the composing is almost the whole  
cost of the work.

Yours faithfully

W. Stouard

27th April, 1942.

Prof. P. MacCallum,  
Dean of the Faculty of Medicine,  
University of Melbourne,  
CARLTON, N.3.

Re ~~Prof.~~ Miss E. Schulz.

Filed under "S"

*President:*

THE RT. HON. THE LORD MAYOR OF  
MELBOURNE

*Chairman of the Executive Committee:*

SIR HUGH DEVINE, M.B., M.S., F.R.A.C.S.

*Chairman of the Medical and Scientific  
Committee:*

PROFESSOR P. MACCALLUM, M.C., M.A., M.Sc.

*Chairman of the Finance Committee:*

H. A. PITT, ESQ., C.M.G., O.B.E., J.P.

*Chairman of the Appeals Committee:*

B. T. ZWAR, ESQ., M.D., M.S., F.R.A.C.S.

*Executive Committee:*

SIR HUGH DEVINE, M.B., M.S., F.R.A.C.S.

DR. L. J. CLENDINNEN, M.B., B.S., F.F.R.

W. RUSSELL GRIMWADE, ESQ., C.B.E., B.Sc.

C. B. HEARN, ESQ., A.I.C.S.

DR. C. H. KELLAWAY, M.C., M.D., M.S., F.R.C.P.

PROFESSOR P. MACCALLUM, M.C., M.A., M.Sc.

SIR ALAN NEWTON, M.S., F.R.C.S., F.R.A.C.S.

R. KAYE SCOTT, ESQ., M.D., M.S., F.R.A.C.S., F.F.R.

DR. R. A. WILLIS, M.D., D.Sc., M.R.C.P.

*Secretary:*

H. G. WHEELER, J.P., A.I.C.A.

*Executive Medical Officer:*

C. V. MACKAY, M.D., F.R.A.C.P.

J 2002

# Anti-Cancer Council of Victoria

(AFFILIATED WITH THE BRITISH EMPIRE CANCER CAMPAIGN)

Incorporated by Act of Parliament for the purpose of promoting, co-ordinating, and carrying out investigations in relation to the cause, prevention, and treatment of Cancer

C/o ROYAL AUSTRALASIAN COLLEGE OF SURGEONS

Spring Street,

Melbourne, C.1.

9th March, 1942.

Professor Peter MacCallum, M.C., F.R.S.E., F.R.A.C.P.,  
Dean of the Faculty of Medicine,  
University of Melbourne,  
CARLTON, N.S.

Dear Professor MacCallum,

I should be grateful to have your comments on the following scheme.

This is for the pathological examination of specimens from suspected cases of malignancy, sent to Melbourne by country medical practitioners, who certify that the patient is unable to pay ordinary medical fees.

1. A payment of £1/1/- by the Anti-Cancer Council to the pathologist at certain institutions. I propose the following; The University, the Royal Melbourne Hospital, the Alfred Hospital, the Women's Hospital, St. Vincent's Hospital and the Children's Hospital. The work would thus be well distributed and need not be an undue burden on any one pathological authority.

2. The specimens would be sent direct to me at the College of Surgeons and I would be responsible for their collection and disposal each day, including Saturdays, according to a pre-arranged roster. The practitioner would get the reply from me personally and would not know which authority examined the specimen.

This method may appear to be somewhat cumbersome, but it would best meet some objections which might be raised to a direct contact between the practitioner and the pathological head of the respective institution.

9th March, 1942.

As the financial founder of the scheme, the Anti-Cancer Council would be brought into closer touch with medical practitioners.

3. Special printed slips could be supplied to practitioners with definite instructions as to method of disposal of specimen, etc.

4. The liability of the Council could be limited during the first year to one hundred specimens, a payment of £105, and the scheme to be reviewed at the end of twelve months. Practitioners to be informed of this limited experimental commitment.

The replies which I have received to our recent questionnaire on cancer (about 150 in number) show that fully one third of country practitioners feel that the question of expense does prevent a verification of the diagnosis of malignancy. This is probably a definite service which the Council can render to country medical practitioners. It may lend itself to some abuse, but no scheme of any kind is free from that danger. I should be surprised if we obtained more than one hundred specimens any one year.

With kind regards,

Yours sincerely,

C. V. MACKAY,  
Executive Medical Officer.

CVM.BH

10<sup>th</sup> March, 1942.

Prof. Peter MacCallum,  
University of Melb.  
Carlton.

re Mrs. Isabel Castles.

filed under "B."

*President:*

THE RT. HON. THE LORD MAYOR OF  
MELBOURNE

*Chairman of the Executive Committee:*  
SIR HUGH DEVINE, M.B., M.S., F.R.A.C.S.

*Chairman of the Medical and Scientific  
Committee:*

PROFESSOR P. MACCALLUM, M.C., M.A., M.Sc.

*Chairman of the Finance Committee:*  
H. A. PITT, Esq., C.M.G., O.B.E., J.P.

*Chairman of the Appeals Committee:*  
B. T. ZWAR, Esq., M.D., M.S., F.R.A.C.S.

*Executive Committee:*

SIR HUGH DEVINE, M.B., M.S., F.R.A.C.S.

DR. L. J. CLENDINNEN, M.B., B.S., F.F.R.

W. RUSSELL GRIMWADE, Esq., C.B.E., B.Sc.

C. B. HEARN, Esq., A.I.C.S.

DR. C. H. KELLAWAY, M.C., M.D., M.S., F.R.C.P.

PROFESSOR P. MACCALLUM, M.C., M.A., M.Sc.

SIR ALAN NEWTON, M.S., F.R.C.S., F.R.A.C.S.

R. KAYE SCOTT, Esq., M.D., M.S., F.R.A.C.S., F.F.R.

DR. R. A. WILLIS, M.D., D.Sc., M.R.C.P.

*Secretary:*

H. G. WHEELER, J.P., A.I.C.A.

*Executive Medical Officer:*

DR. C. V. MACKAY, M.D., F.R.A.C.P.

*Telephone:*

J 2002 - J 4987

# Anti-Cancer Council of Victoria

(AFFILIATED WITH THE BRITISH EMPIRE CANCER CAMPAIGN)

Incorporated by Act of Parliament for the purpose of promoting, co-ordinating, and carrying out investigations in relation to the cause, prevention, and treatment of Cancer

C/o ROYAL AUSTRALASIAN COLLEGE OF SURGEONS

Spring Street,

Melbourne, C.1.

18th March, 1942.

Dr. J. B. McMiken, M.D., D.D.R.,  
Mooroopna Base Hospital,  
M O O R O O P N A.

Dear Dr. McMiken,

Thanks for your letter of the 16th March. I am glad that you have drawn my attention to what you call "advertisements" in the newspapers published in the Wangaratta and Mooroopna Districts.

Personally I prefer to call these announcements "notices," but that is not important.

I can quite understand that the wording of the notices which I have not seen in the country press might have been ambiguous. I am sending you a copy of our questionnaire to country medical practitioners. I think that you will admit that it safeguards the position of radiotherapists in country areas, and also makes the distinction concerning indigent patients very clear.

At Wangaratta and Mooroopna there cannot be any necessity to send patients requiring radon treatment anywhere else but to the base hospitals.

My Council has spent such a large proportion of its capital funds in providing deep X-ray facilities for metropolitan public hospitals, that no further commitments are likely for some time to come. The trend of opinion abroad is for the centralization of cancer treatment in one large institution in a capital city.

With kind regards,

I am, Yours sincerely,



CVM.MH.

EXECUTIVE MEDICAL OFFICER.

# Melbourne Base Hospital

HOSPITAL PHONE 29  
\*\*\*

INCORPORATED 1876

ALL COMMUNICATIONS  
TO BE ADDRESSED  
TO THE SECRETARY  
AND SUPERINTENDENT

March  
16th,  
1942.

Dr. McKay,  
Executive Officer,  
Ante-Cancer Council,  
ROYAL MELBOURNE HOSPITAL.

Dear Doctor McKay,

May I draw your attention to the advertisements that are appearing in our papers for which I think you are responsible. While these are intended for indigent patients only, this is not made particularly plain, and moreover, those who might be classed as Intermediate seem to think that they are being rather hardly done by if they have to pay any charges, even if they can afford them.

Again your advertisement conveys the impression that no one outside Melbourne can attend to their ills. At present I think it would be much better if those who could be attended to were attended to in their own Base Hospitals, where radon treatment is available. Therefore, I think it is only fair to point out in your advertisement in all the papers published in the vicinity of Shepparton and in the vicinity of Wangaratta, that these patients should report to the local Radiotherapist. If I see these patients and cannot treat them with radon, then I will have no hesitation in availing of the almoner services provided by the Council, and arrange for their treatment in town.

However, if you do this I think quite a number of small cancer lesions, such as an epithelioma of the lip and skin generally and rodent ulcers, might be saved the difficulties of a visit to Melbourne.

I will look forward, with hope, to the time when your Council may see it's way to provide Deep Therapy equipment in one of these centres. At present you will realise that if Melbourne were bombed the whole Radio Therapy work for Victoria would cease completely.

I trust that you will give these matters your attention,  
and you may be assured of my co-operation in your work.

Yours faithfully,

*J. B. McMiken*

(J.B. McMiken)  
RADIOLOGIST & RADIOTHERAPEUTIST

*I attend at Wangamatta. Tuesday & Wednesdays.  
(Cancer patients Tuesday 2 pm.)*

*Also at Mooroopna.  
Monday Thursday & Friday.  
(Cancer patients. Friday 2 pm.)*

CO

6th March, 1942.

Mrs. B. M. McKenzie,  
27 Black Street,  
MIDDLE BRIGHTON.

Dear Mrs. McKenzie,

I am very pleased to have the opportunity of being of service to you. Your letter of the 16th of September last is in front of me, and in view of our telephonic conversation this morning I do think that it would be advisable for you to consult a gynaecological surgeon.

After you have seen him I should be interested to learn the diagnosis and the future lines of treatment. I am giving you a short list of names of gynaecologists attending the public hospitals, and you may consult any one of these gentlemen with complete confidence. Have no hesitation or scruples concerning a frank discussion about the total expenses for any possible operative procedures.

1. Dr. R. W. Chambers, 14 Parliament Place, C.2.  
Telephone: Cent. 7006.
2. Dr. L. S. Kidd, 61 Collins Street, C.1.  
Telephone: Cent. 1681
3. Dr. C. S. Wood, 4 Collins Street, C.1.  
Telephone: Cent. 1550.
4. Dr. R. F. O'Sullivan, 70 Collins Street, C.1.  
Telephone: Cent. 1262.

Yours sincerely,

C. V. MACZAV, M.D.

17th October, 1941.

Mrs. B. M. McKenzie,  
Flat No. 7,  
"Ulcombe,"  
7 Coolullah Avenue,  
SOUTH YARRA.

Dear Madam,

I would strongly advise you to have a special examination, for any possible womb trouble left by your difficult confinements, at an early date.

Your local doctor in South Yarra would be the best person to go to first, and if he would like me to give him any advice about specialist treatment I shall be very pleased to do so.

Yours faithfully,

Ms. B. McKenya  
27 Black St  
Middleburg

16/9/41

Blat

7. Ukombe

7 Coolullah av  
St Yarra

To Executive medical officer Dear Sir

I should be pleased if you would send me booklet issued by council entitled "What every adult should know about cancer. also how can one have a diagnoses made? what is the fee?" a friend of mine, who has been treated for indigestion, by the same <sup>I.N.S.W. county/</sup> Doctor, I have had <sup>she</sup> her finds cancer of the breast, is the trouble. My father, died through cancer of the bowels, before, that was discovered

used to suffer badly from irritation  
of back passages, and scratch him self  
<sup>might such irritation cause cancer? I only get temporary relief,</sup>  
~~statements~~ I suffer the same! through the ~~irritation~~  
back, and front passage. I also get  
at times at base of spine a pain, first  
<sup>noticed after birth of first child! the pain does not</sup>  
~~disturb~~ keeps me awake. With the births  
of my four children, I was always  
badly torn. <sup>Because of that</sup> I have been told  
that I should have had a major  
operation ~~that~~ <sup>neglect</sup> of same, after is  
the cause of cancer? Is that so? ~~My~~  
<sup>my</sup> age is 54 <sup>years</sup> ~~of~~ <sup>last</sup> child now. 15, next 20, 26, 29  
yours truly  
M<sup>rs</sup>. B. M. McHenry  
I have had spine X-ray, and it was found that I  
have spondylitis of spine! I often have shooting pain in womb

4th March, 1942.

Dr. N. McColl, M.B., B.S.,  
John Street,  
MAFFRA.

Re Wm. Still

Filed under "S"

3rd March, 1942.

Dr. Charles J. McTeigue, M.B., B.S.,  
TRARALGON.

Dear Dr. McTeigue,

Many thanks for your answer to our questionnaire. I shall be very glad to assist you at any time if you would kindly let me know that you wish to have early transport to Melbourne for one of your patients for the purpose of obtaining a diagnosis.

The Anti-Cancer Council has given a subsidy to the Samaritan Funds of the Royal Melbourne Hospital, St. Vincent's Hospital, the Alfred Hospital and the Women's Hospital for this purpose among others.

Yours faithfully,

C. V. MACKAY,  
Executive Medical Officer.

3rd March, 1942.

Norman C. McLeod, Esq.,  
The Public Schools' Club of Victoria,  
408 Latrobe Street,  
MELBOURNE, C.1.

Dear Sir,

I have much pleasure in forwarding a copy of our special booklet on cancer.

The symptoms which you describe in your own case do suggest some trouble in the neighbourhood of the prostate gland, but they are not typical of any form of cancer.

I would suggest that you should consult one of the leading genito-urinary surgeons and ask his advice. I am precluded from giving the names of any particular surgeons, but the best way would be to ascertain which ones attend the leading hospitals in an honorary capacity and then to arrange a private consultation.

Yours faithfully,

C. V. MACKAY, M.D.,  
Executive Medical Officer.

CVM.BH



MELBOURNE, C.I.

408 Latrobe St  
C.I.

2/3/42.

To. Executive Medical Officer  
Cancer Information Bureau.

Dear Sir,

Would you kindly forward to me at the above address your specially prepared booklet, "what every adult should know about cancer."

I have been noticing a white discharge from the rectum after a bowel movement. Sometimes quite a bit of fluid comes away in jelly form. Am finding it very difficult to have a natural bowel movement. I am 39 years of age & two years ago, when examined by

3

gives a rough outline of my case, perhaps I'm worrying unnecessarily; but as I'm not getting any better; perhaps after reading your booklet I may be able to diagnose if I have cancer. perhaps you could advise me a good doctor to consult in Melbourne. I have just returned to Melbourne after 5 years in Sale.

Trusting you may be able to help me in the treatment of my ailment.

Sincerely yours  
Norman B. McLeod

a doctor, for what I thought I was suffering from itchy piles, on examination he found I had enlarged prostate gland, and I underwent a diathermy treatment from Dr Baldwin at Sale where I was residing at the time.

The discharge from the rectum seems to keep me very itchy around the lower region, have tried various ointments, powder etc, but am still uncomfortable at night from itches.

Shower first thing in the morning & last thing in the evening, do not use soap on affected parts.

After meals get a burning feeling in the chest, & only get relief after taking carbonate of soda; not after every meal.

Takes me a fair while to start to pass water, and after I think I've finished can always do a little more. Sometimes final drop very sticky if happens to dry on penis.

26th February, 1942.

Mrs. L. McBean,  
Banfield Road,  
c/o McKillop P.O.,  
MT. EVELYN.

Dear Mrs. McBean,

I am very pleased to give you an answer to your enquiry of the 23rd of February.

It is unusual for cancer to begin as a "blush-like red mark" but personally I am always suspicious of any abnormal condition of such a delicate organ as the breast.

My advice would be for you to consult your local medical practitioner and to show him my letter. If he regards the condition as at all serious, I shall be very pleased to give him any assistance in my power.

Yours faithfully,

C. V. MACKAY, M.D.,  
Executive Medical Officer.

CVM.BH

23. 2. 42

M<sup>rs</sup> L McBean  
Banfield Rd  
- 60<sup>th</sup> McKillop PB  
- 16<sup>th</sup> Evelyn.

D<sup>r</sup> Mackay

Dear Sir

I am writing  
you this letter to ask you ~~the~~  
if a Cancer of the Breast  
comes with just a bluish like  
red mark there is no pain  
soreness or itch in it but it  
was unusual to me & I showed  
it to my friend M<sup>rs</sup> Ball &  
as she has had trouble just  
recently would not be satisfied  
until I promised her I would  
seek your advice

I will be very grateful  
if you will let me know  
what to do as soon as possible  
I am yours

Respectfully

L<sup>ms</sup> L<sup>ms</sup> McBean

21st February, 1942.

Mrs. Ivy McLean,  
40 Austin Street,  
FAIRFIELD.

Dear Madam,

It is obvious that you must have a thorough examination to ascertain what is the exact condition of your womb and to relieve your anxiety.

Your local medical practitioner is the obvious person to do this for you, but if you do not feel inclined to see him then I would certainly recommend you to attend the out-patient department of the Women's Hospital, Carlton.

Yours faithfully,

G. V. MACKAY, M.D.,  
Executive Medical Officer.

CVM.BII

40

Austin FL

Fairfield

19<sup>th</sup> Feb. 42.

To Mr

Executive Medical Officer  
Anti Cancer Council

Dear Sir

Would it be possible  
for me to have any advice or  
examination in ref to Cancer,

I am 42 years of age, I feel  
sure I have some chronic inflammation  
of the mouth of the uterus, I would  
gladly come in for examination  
any time, I have the prepared  
booklet, "What every adult should know  
about", but feel most uneasy,

Yours Faithfully  
(Mrs) Ivy Mrs Dean,

Post Office  
Boronia

Feb 6<sup>r</sup> 42

To

C. V. Mackay M. D.

I will be in the city Tuesday  
& will call at the Hospital &  
Am feeling well but as it is  
three months since I was  
examined, I thought it best to call

Yours Sincerely  
Miss Annabella McPhail

non malign.

23rd December, 1941.

Professor Peter MacCallum, M.C., F.R.S.E., F.R.A.C.P.,  
Dean of the Faculty of Medicine,  
University of Melbourne,  
CARLTON, N.S.

Dear Professor MacCallum,

A meeting has been arranged at the Austin Hospital at 3 p.m. on Monday afternoon next, the 29th inst., between representatives of the Executive Committee of the Austin Hospital and Dr. Kaye-Scott, Mr. Wheeler and myself.

I have informed Sir Hugh Devine of this meeting and have stated to him that our hands would be greatly strengthened if either you or he, or preferably both of you, were present.

The object of the meeting is to discuss the possibilities of the Austin Hospital admitting a proportion of the early malignant cases which normally present for treatment at the general hospitals. This action would to some extent, during this emergency, relieve the strain on the beds of the general hospitals. Treatment at the Austin Hospital would either be surgical or radiotherapeutic.

When we have achieved unanimity of purpose with the Austin Hospital we would approach the Inspector of Charities for his approval and administrative action. This would involve the transfer of a number of cancer patients not requiring active treatment to country hospitals.

With kind regards,

Yours faithfully,

C. V. MACKAY,

Executive Medical Officer, Anti-Cancer Council.

I enclose a copy of a tentative scheme put forward by Dr. Kaye-Scott & myself. This will probably require modification.

29th November, 1941.

Prof. P. MacCallum, M.C., M.A., M.Sc., FRACP  
Pathological Department,  
Medical School,  
University of Melbourne,  
CARLTON, N.3.

Dear Professor MacCallum,

While doing some liaison work in connection with cancer pathology I came across the following case at the Alfred Hospital which will be of interest to you.

On the 29th of September last I am informed that you examined a biopsy of a vulvar growth from a Mrs. Dorothy Gillard and the result was reported to be squamous cell carcinoma. The patient was subsequently admitted to Dr. R. Fowler's clinic at the Alfred Hospital where Dr. Buchanan did a vulvectomy.

The pathological report at the Alfred Hospital dated 21/10/41 stated "No evidence of any tumour found either naked eye or microscopically." I can only conclude that the original tumour was a very small one was removed at the biopsy.

Perhaps you would be so kind as to look up your notes on this particular examination?

There is a meeting of the Executive Committee of the Anti-Cancer Council on the 10th of December, would it be possible for you to read my report on deep therapy before then and to have a word or two with Dr. Kaye-Scott on the telephone so as to be able to make some criticism?

With kind regards,

Yours sincerely,



Please Quote: 486.F/

Pathology Department.

The University of Melbourne,

Melbourne, N.S. 1st. December 19 41

Dr. C. V. Mackay,  
Executive Medical Officer,  
Anti-Cancer Council of Victoria,  
c/o Royal Australasian College of Surgeons,  
Spring Street,  
Melbourne. C.1

Dear Dr. Mackay,

With reference to your enquiry about Mrs. Dorothy Gillard, my notes on the macroscopic specimen, which was sent to me as a query sebaceous cyst, are that it was an oval rounded specimen about  $\frac{1}{2}$ " long and about  $\frac{1}{4}$ " deep. It had skin on one surface and rather ragged subcutaneous tissue on the other. The epithelial surface was broken in the central area where it had a somewhat mottled appearance and a loose-looking texture. On section, the whole mass particularly that beneath the central portion, had a dead-white appearance, which suggested that the diagnosis of sebaceous cyst was correct. Microscopic section however showed a typical squamous celled carcinoma separated by a stroma full of inflammatory cells. The line of removal did not appear to be clear of the growth, strands of which had penetrated to the deepest surface. Apart from the somewhat ragged breach in the surface where some of the irregular projections of the growth were exposed, there was nothing to suggest cyst, and there is no sign of encapsulation.

It may be that most of the growth was removed and that unless complete sections of the site of removal had been made, the residue would have been difficult to detect. It is possible, and it is to be hoped, that it was only locally malignant, but the condition certainly demanded some supplementary treatment.

The following is a copy of my previous report:

(Report No. 7772.)

"Dear Dr. Morrison,  
Re specimen from Mrs. Gillard; section of the nodule from the labium majus shows the presence of a typical squamous celled carcinoma with well-marked cell nests and fairly extensive keratinization.<sup>x</sup> The intervening relatively scanty connective tissue was highly vascular and infiltrated with small round cells.

P.T.O.

There is no doubt about the malignancy of the condition.

Yours faithfully,

(signed)

Professor ,Pathology Dept.

- x. There is one duct-like structure included in the growth. It shows some papillary overgrowth of its lining cells. There is a breach of the surface epithelium at one point."

I hope these details will be of help to you.

Yours faithfully,

*P. MacCallum*

Professor, Pathology Department.

3rd December, 1941.

Professor P. MacCallum, M.C., M.A., M.Sc., F.R.A.C.P.,  
Pathology Department,  
Medical School,  
University of Melbourne,  
CARLTON, N.3.

Dear Professor MacCallum,

Many thanks for the copy of your notes with reference to Mrs. Dorothy Gillard. These are important contributions to this patient's medical history and she will now be closely "followed-up" for any possibility of recurrence.

Yours faithfully,

C. V. MACKAY,  
Executive Medical Officer,  
Anti-Cancer Council of Victoria.

CVM.BH

18th November, 1941.

Prof. P. MacCallum, M.C., M.A., M.Sc.,  
Pathological Department,  
Medical School,  
University of Melbourne,  
CARLTON, N.3.

Dear Professor MacCallum,

I note from the correspondence connected with Mrs. Ellen Brennan of Warrnambool, that you are interested in the progress of this case.

Dr. Holmes sent you a specimen from a cyst which you diagnosed as an adeno-carcinoma, the site of origin was uncertain. The condition was too advanced for treatment at the Royal Melbourne Hospital and the patient has been, or is going to be transferred to the Austin Hospital at Heidelberg.

I shall endeavour to ascertain the final result there.

Yours faithfully,

C. V. MACKAY.

13th November, 1941.

Dear Dr. Mackay,

I have not had any correspondence to send you for answering the last three days. There ~~are~~, however, three or four communications from Mr. Wheeler which are awaiting your return, also quite a comprehensive letter from Miss Bethune regarding the accommodation for male cancer patients.

Hoping you are enjoying the lovely weather and feeling the benefit of the change,

I am,

Yours sincerely,

P.S. Did you receive the letter I posted to you on Monday last? I have not had it back yet.

10th November, 1941.

Dear Dr. Mackay,

I have only one letter for you to answer today.

A Mr. Westbury, retired chemist, of St. Kilda called in this afternoon and is most anxious to see you with regard to some cancer research which he is doing at present. He would like to see you when you return next week.

Yours sincerely,

171, Jooronga Road,  
Wahluern SE 6.  
4<sup>th</sup> November 1941.

Dr. C. Y. Mackay  
Medical Officer  
Surgical Follow-up Dept.

M<sup>c</sup>NAB Margt.

Dear Sir,

I must apologise for leaving your communication of the 5<sup>th</sup> October unanswered, but it arrived just on the eve of my departure for Mildura on my annual leave, so on my return I hasten to get in touch with you.

I am in rather a quandary re this reporting, as your Honorable institution passed me on to St. Vincent's Hospital. Very soon after my last report to your hospital Dr. J. O'Sullivan of St. Vincent's found developments, shall I say, necessitating X-ray and abminating in another course of Deep Therapy treatment of 30 days duration during July/August. I have lab'd & report there very consistently.

Although my firm has been most brief during my illness, spending hours at the hospital greatly upsets the general routine, as we are working under difficulties with a depleted staff. As it is most necessary for me to keep

— my position, this being my only means of support,  
I find it most inconvenient to get so much done off.

Would it be convenient to see you during my lunch  
hour between 1-2 P.M.? when perhaps you could suggest a  
course with a minimum of time off from my business.

Appreciating fully your kindly interest in my case  
and I may add it was a source of disappointment  
to me that I had to be transferred!

Yours most gratefully  
Margaret A. Webb

SURGICAL FOLLOW-UP DEPARTMENT

6th November, 1941.

Mrs. Margaret McNab,  
171 Tooronga Road,  
MALVERN, S.E.6.

Dear Mrs. McNab,

I am very glad to have your report and to note that you are able to carry on with what must be very arduous work.

With reference to your attendances at St. Vincent's Hospital for treatment, I would most strongly advise you to continue with them. Your condition at the time of operation was a serious one and you should not miss any subsequent treatment which has been recommended.

I recognize the grave difficulties of leaving work and I think that it would be wise to see Dr. O'Sullivan as soon as possible to ascertain whether arrangements for your treatment could not be made so as to avoid long absences from work.

It is not necessary for you to come and see me personally and you may show this note to Dr. O'Sullivan if you wish.

Yours faithfully,

C. V. MACKAY, M.D.,  
Medical Officer,  
Surgical Follow-up Department.

CVM.BH

1st November, 1941.

Dear Dr. Mackay,

These are the letters which I brought down from the College and which may need answering.

There is still a further batch of correspondence from Dr. Fowler regarding the Returns. Miss Mullins said that she thought you would not be able to deal with this until you were in town.

Hoping you are feeling quite well again,

I am,

Yours faithfully,



420.F.

TELEPHONE  
F 0484

Pathology Department.  
The University of Melbourne,

Melbourne, N.Z. 28th October, 19 41

Dr.C.V.Mackay,  
Executive Medical Officer, Anti-Cancer Council of Victoria.  
Cancer Information Bureau.  
Royal Melbourne Hospital.  
C.1.

Dear Dr.Mackay,

Thank you for sending me copies of your correspondence with Dr.Davidson of Ballarat in connexion with the case of Mrs Ethel Elsum.

You ask about payment for the examination of pathological specimens; I render the account to the medical Practitioner and if for any reason he thinks it is not practicable for him to charge a fee to the patient I always indicate that I am ready to share such charity with him and leave the modification or if necessary, the waiving of the fee to his judgment. In the case of specimens received from Public Hospitals with no pathological service of their own the responsibility for payment of the fee of course rests with the hospital. In no circumstances do I send an account direct to a patient.

With regard to your enquiry about Lavinia Hancock; there is no record of our having received a specimen from Dr.Searls of Bairnsdale in May of this year or at any later time, from a patient of that name.

Yours faithfully,

*P. MacCallum*

Professor of Pathology.

24th October, 1941.

Professor P. MacCallum, M.C.: M.A., F.R.A.C.P.,  
Pathological Department,  
Medical School,  
University of Melbourne,  
CARETON, N.S.

Dear Professor MacCallum,

I am forwarding for your information copies of  
of correspondence with Dr. Davidson of Ballarat.

Would you kindly inform me whether you examined a  
specimen from a patient named Lavinia Hancock (Carcinoma of  
Breast) operated upon by Dr. Searls of Bairnsdale in May of  
this year.

In cases where payment for examination beyond the  
patient's means is any special procedure adopted?

Yours faithfully,

C. V. MACKAY,  
Executive Medical Officer,  
Anti-Cancer Council of Victoria.

CVH:DH

M<sup>c</sup>PHAIL Annabelle  
(Non malignant)

Post office  
Bronx  
Oct 16<sup>r</sup> 41

To-

ca

C. V. Mackay  
Medical officer

I will be in the city on  
Tuesday & will call at the Hospital, The Dr-  
said to call in three months time, I am glad  
to say I am feeling well & thanks for past &  
present attention -

I remain yours sincerely  
(Miss) Annabelle McPhail

7th October, 1941.

Professor Peter MacCallum, M.C.: M.A., F.R.A.C.P.,  
Pathological Department,  
Medical School,  
University of Melbourne,  
CARLETON, N.S.

Dear Professor,

I received your draft on our recent conference with  
the Victorian Institute of Hospital Almoners while I was discuss-  
ing matters with Mr. Greig Smith.

He and I are going to draft something on the lines which  
you have indicated and then he would be prepared to see us any  
afternoon between 5 and half past 5 to finalize matters.

Yours faithfully,

C. V. MACKAY,  
Executive Medical Officer,  
Anti-Cancer Council of Victoria.

CVM.BH

9th October, 1941.

Professor P. MacCallum, M.C.: M.A., F.R.A.C.P.,  
Pathological Department,  
Medical School,  
University of Melbourne,  
CARLTON, N.3.

Dear Professor MacCallum,

I am sending you "second thoughts" on the recent conference by Mr. Greig Smith and myself. Our versions, expressed differently, agree on the main issues. If you are satisfied with mine we could send it to Mr. Wheeler for the Executive Meeting on the 22nd.

As it is already on the agenda paper, Mr. Wheeler does not propose to circulate it, but to have a few copies on the table. Perhaps you would speak to it when the Chairman brings the subject up and Dr. Kaye-Scott and I could join in the discussion if necessary.

Yours sincerely,

C. V. MACKAY,  
Executive Medical Officer,  
Anti-Cancer Council of Victoria.

Enc.  
CVM.BH

P.S.

I am returning your version which has been very helpful to me in clarifying the issues.

2nd October, 1941.

Prof. P. MacCallum,  
University of Melbourne.

Re Mrs. Florence Billington.

Filed under "B"

"COMBAT CANCER WITH CASH"

# Anti-Cancer Council

STATE OF VICTORIA

Incorporated by Act of Parliament for the purpose of promoting, co-ordinating, and carrying out investigations in relation to the cause, prevention, and treatment of Cancer.

*President:*

THE RT. HON. THE LORD MAYOR OF  
MELBOURNE

*Vice-President:*

MRS. HERBERT BROOKES, J.P.

*Chairman of Executive Committee:*

SIR HUGH DEVINE, M.B., M.S., F.R.A.C.S.

*Chairman of Medical and Scientific Committee:*

PROF. P. MACCALLUM, M.C., M.A., M.Sc.

*Chairman of Finance Committee:*

H. A. PITT, ESQ., C.M.G., O.B.E., J.P.

*Secretary:*

H. G. WHEELER, A.I.C.A.

*Organiser:*

AFTON MORCOM

TELEPHONE: J 2002

*Appeals Committee:*

B. T. ZWAR, ESQ.,  
M.D., M.S., F.R.A.C.S. (*Chairman*)

SIR EDWARD CUNNINGHAM

W. DUNSTAN, ESQ., V.C.

LT.-COL. W. K. FETHERS, D.S.O.

RUSSELL GRIMWADE, ESQ., B.Sc., C.B.E.

C. R. HERSCHELL, ESQ., J.P.,

J. NEWMAN MORRIS, ESQ.,  
M.B., Ch.B., F.R.A.C.S., F.A.C.S.

CR. T. S. NETTLEFOLD, O.B.E.

GEOFFREY SYME, ESQ.,

COLIN TEMPLETON, ESQ.

C/o ROYAL AUSTRALASIAN COLLEGE OF SURGEONS

Spring Street,

Melbourne, C.I.

9th September, 1941.

Professor MacCallum,  
University of Melbourne.

Re JONES William

Filed under "J"

"COMBAT CANCER WITH CASH"

# Anti-Cancer Council

STATE OF VICTORIA

Incorporated by Act of Parliament for the purpose of promoting, co-ordinating, and carrying out investigations in relation to the cause, prevention, and treatment of Cancer.

*President:*

THE RT. HON. THE LORD MAYOR OF  
MELBOURNE

*Vice-President:*

MRS. HERBERT BROOKES, J.P.

*Chairman of Executive Committee:*

SIR HUGH DEVINE, M.B., M.S., F.R.A.C.S.

*Chairman of Medical and Scientific Committee:*

PROF. P. MACCALLUM, M.C., M.A., M.Sc.

*Chairman of Finance Committee:*

H. A. PITT, ESQ., C.M.G., O.B.E., J.P.

*Secretary:*

H. G. WHEELER, A.I.C.A.

*Organiser:*

AFTON MORCOM

TELEPHONE: J 2002

*Appeals Committee:*

B. T. ZWAR, ESQ.,  
M.D., M.S., F.R.A.C.S. (*Chairman*)

SIR EDWARD CUNNINGHAM

W. DUNSTAN, ESQ., V.C.

LT.-COL. W. K. FETHERS, D.S.O.

RUSSELL GRIMWADE, ESQ., B.Sc., C.B.E.

C. R. HERSCHELL, ESQ., J.P.,

J. NEWMAN MORRIS, ESQ.,  
M.B., Ch.B., F.R.A.C.S., F.A.C.S.

CR. T. S. NETTLEFOLD, O.B.E.

GEOFFREY SYME, ESQ.,

COLIN TEMPLETON, ESQ.

C/o ROYAL AUSTRALASIAN COLLEGE OF SURGEONS

Spring Street,

Melbourne, C.I.

4. 9. 41

M<sup>rs</sup> L<sup>e</sup> Bean  
c/o Mr Kellop P<sup>o</sup>  
Banfield Rd  
W<sup>h</sup> Evelyn

D<sup>r</sup> Mackay Esq  
Sir

My son has been complaining of a lump in the chest for a few weeks past it was not very big but has grown to about the size of a Shilling & another one is forming on the other side of his chest could you advise me what I should do in this matter or do you think it advisable to bring him to your clinic

M<sup>rs</sup> L. Bell a friend of mine has just had treatment at Alfred Hospital for cancer in the Breast & she said that perhaps you could attend to my son at R. W. H as it would be more convenient for me to attend there  
I am yours Respectfully  
L. M. Bean.

8th September, 1941.

Mrs. L. McBean,  
C/o McKillop P.O.,  
Banfield Road,  
MT. MELBURN.

Dear Madam,

If your son is a child under twelve years of age, I advise you to take him to the Children's Hospital. If he is over twelve, then he should see one of the Honorary Surgeons at the Royal Melbourne Hospital. They attend on Monday, Tuesday, Thursday and Friday afternoons at half past twelve.

Yours faithfully,

G. V. MACKAY, M.D.,  
Executive Medical Officer,  
Anti-Cancer Council of Victoria.

11th August, 1941.

Professor Peter MacCallum, M.C.: M.A., F.R.A.C.P.,  
Pathological Department,  
Medical School,  
University of Melbourne,  
CARLTON, N.3.

Dear Professor,

May I come and see you sometime this week for a talk  
about possible developments in my work for the Anti-Cancer  
Council.

I have nearly finished my report on the recent applicati  
by the Women's Hospital for a new deep therapy plant and should  
like to discuss one or two points with you.

Sincerely yours,

C. V. MACKAY,



TELEPHONE  
F 0484

Pathology Department.  
The University of Melbourne,

*Melbourne, N.S.* 26th August, 19 41

Dr. C. V. Mackay,  
Executive Medical Officer,  
Anti-Cancer Council of Victoria,  
Royal Melbourne Hospital.  
C.1.

Dear Dr. Mackay,

These are the reports which have been traced, from the list you gave Miss Davies this morning :

COPIES:

Number: 7752. Hospital: Wonthaggi District Hospital. Doctor: O. Rawson.  
8th August, 1941

"Re specimen from Mrs Wilson; section shows the nodule of growth, which appears to have developed within a cyst and whose sharp definition suggested an intra-canalicular fibro-adenoma, to be carcinomatous. The neighbouring breast shows a condition of mastitis and one portion of it shows a marked development of small cysts. Microscopically the main nodule shows an extraordinary variety of structure, some parts being adeno-carcinomatous, some apparently papillary and intra-cystic in development, some very much sclerosed and approaching the appearance of scirrhous carcinoma. Other areas show the filling of duct-like structures with large swollen cells and in other areas there is much squamous metaplasia. Though the nodule appears fairly circumscribed, the surrounding tissues are being invaded about the point of attachment and there is no doubt about the malignancy of the condition. "

Number: 7741. Hospital: Bairnsdale District Hospital. Doctor: J. Searls.  
25th July, 1941.

"Re specimen from calf of leg of Malcolm McKibbin, aet 16, upon which I reported by telegram on 18/7/41 (Telegram: "Tissue sarcomatous signs of active growth") section shows all the tissue to have the same structure, and as reported, showed sarcomatous characters. It is almost completely cellular and very vascular, with nevertheless extensive areas of necrosis, leaving perivascular zones of tumour tissue. The cells are for the most part spindle-shaped, are arranged in whorls or strands running in different directions, and show a certain amount of deposition of collagenous fibrils. There

Report on No. 7741 continued:

are no specifically osteogenic characters to be observed in the specimen. In some areas the mitotic figures are numerous; there are abundant organisms, and much polymorph infiltration and disintegration of tissue on the exposed surfaces. The appearances are not those of a granulation tissue. It must be regarded as of a fibro-sarcomatous nature, though this does not exclude a possible origin from bone".

Number : 7683. Hospital: Stawell District Hospital. Doctor: J.Gibson.

" Re specimen from patient named Houghton, aet 32 years; as reported by telegram (Telegram:"mucoid carcinoma extensive invasion of muscle of rectum") the mucous membrane was occupied by a mucoid carcinomatous growth which was very haemorrhagic in the superficial parts. The cells of the tumour were obscured by the amount of mucin formed and mucinous masses were found penetrating into the muscular tissue to a considerable depth. There is no doubt about the essential malignancy of the condition. There was no sign of any haemorrhoids."

Number : 7653. Dr.: W.R.Angus, Koroit Street, Warrnambool.

First report:

21st February, 1941.

"Re breast specimen from your patient, Mrs Billington; as reported by telegram (Telegram:"breast nodule carcinomatous active growth neighbouring breast apparently lactating") on 20/2/41, the nodule from the breast of Mrs Billington is carcinomatous. It consists of a mass of anaplastic, rounded cells with relatively little fibrous tissue, which are invading fat and destroying breast tissue in its path, in spite of the naked eye appearance of definition from surrounding structures. There is an isolated nodule of similar growth in the fat about half an inch away from the main growth. Activity of growth is also evident in the numerous mitotic figures. Towards the centre, much of the tumour nodule is necrotic. Parts at the centre are also densely fibrous. As noted in the telegram, the neighbouring breast tissue shows enlarged lobules of well developed acini containing eosinophil secretory material. The lobules are separated by fine bands of connective tissue and only here and there is there a little fat. Some of the lobules show some foci of rounded infiltration round the ducts. Some are being destroyed by the advancing neoplasm, and some at the margins of the growth have the appearance of being themselves neoplastic. There is no doubt of the malignancy of the condition."

Second report:

(Number 7672) other details as above.

"Section of the nodule from Mrs Billington shows it to consist almost entirely of an anaplastic carcinomatous tissue with relatively little stroma but, here and there it is showing desmoplastic properties.

-3-

Report on No. 7672 continued:

" There is a fair amount of mitotic activity. There is extensive necrosis throughout the nodule. Though the nodule has the appearance of being encapsulated, there is no doubt at all about its malignancy. The close relationship of tumour cells to blood vessels, in some parts of the nodule are such as to suggest the probability of invasion of these channels. With regard to your suggestion about the use of Stilboestrol; though I know nothing of the efficacy of this particular drug, from personal experience, the general proposition that its action is to suppress the effects of pregnancy on breast function, and therefore probably on growth promotion in that region, would suggest that your procedure is sound. Anything that suppressed the stimulating activity of the condition of pregnancy might be expected to slow down the rate of growth and I should consider it well worth a trial though in what doses the drug could be used, I could venture no opinion. Naturally the aim would be to produce the maximum effect in the shortest possible time."

No details were received with the first specimen from this case but the following is a copy of the note received from Dr. Angus with the second specimen:

"Following your report of Feb. 21st, concerning a breast specimen which I sent you, I decided to clear the axillary glands, and complete a radical removal of the muscles etc. Unfortunately, I have learned that this patient is a public case (financially) but I have been treating her as an Intermediate case in one of the Private Hospitals here, she is therefore unable to afford another section of the glands which are obviously carcinomatous; but in view of the interest in this case, I have included one of the glands for section without charge if you can arrange it.

The interest lies in the fact that she is a young woman, 32 years, who was  $7\frac{1}{2}$  months pregnant, when I did a complete mastectomy (not radical) on her because of the clinical examination - (the tumour being quite free and circumscribed with no glands, and freely movable, no fixation to muscles or skin) - she delivered a premature babe  $7\frac{1}{2}$  months which lived about 1 hour, and appeared to have a very hard abdomen. (Unfortunately I did not do a Post-mortem), as I still regarded the case as non-malignant. The glands became evident, and I gave her large doses of Stilboestrol to suppress mammary activity, and the glands appeared to diminish somewhat.

Remembering having seen sections of whole breast of a girl at menstruation demonstrated by Prof. John Fraser at Edin. at the Lister Centenary Meeting - 1928, which showed microscopically a condition closely resembling that of malignant activity in the cells and reasoning that the removal of the child, the suppression of lactation with Stilboestrol, the radical removal of breast and glands, followed by deep x-ray Therapy, may change the gravity of the prognosis in this case and as I have not seen any reference in the literature concerning the use of Stilboestrol for such purposes, I would be pleased from an academic point of view to hear your opinion."

There were no details sent with Number 7752, from Dr. Rawson, you would probably be glad to have a copy of the letter sent with the specimen from Number 7741 - Malcolm McKibbon - by Dr. Searls.

Bairnsdale District Hospital. 14/7/41. 7741.

COPY. " Malcolm McKibbon, aet 16 yrs. Public Patient.

Specimen of ? granulation or tumour tissue from calf of leg.

History: 4 months ago operated in Sale Hospital for ? Osteomyelitis tibia. N.A.D. and leg closed and settled down with sulphamylamide therapy, 2 mths. later attended Bairnsdale Hospital with pain swelling and redness below knee. X-ray showed changes in upper end of tibia suggesting osteomyelitis.

At Operation - Cortical thickening and irregular overgrowth of bone - no pus either extra or intra bone.

There was a temperature of 100° F. before 2nd operation but no temperature since.

Excessive granulation ? tissue has now developed in wound and bulging through calf muscles. Masses of tissue are sent for pathological examination.

In some respects the blubbery tissue resembles that of Betty Stanton, etc. Betty is now quite healed after 12 months of treatment. signed: J. Searls. Hon. Med. Officer, Bairnsdale Hosp."

If you will ring Miss Davies when you have been able to get the necessary details she will try and trace the reports.

Yours faithfully,

*P. MacCallum*

Professor of Pathology.

P.S. Re Marie Ryan, Geelong - a specimen was received on 12/7/41 from Dr. C. Gale, Geelong, no christian name was given the following details were sent with the specimen:

"Would you give me a report on specimen seen on 23/6/41 with painless lump in breast first noticed 3 days before. Examination showed a hard movable lump in upper and outer quadrant causing a visible projection in profile. Some suggestion of anchoring to skin but not to nipple or pectoral muscle. Remaining breast apparently normal. No palpable glands. I did a radical mastectomy but found no suggestion of glandular involvement. Signed: Charles GALE".

Report: 7738. Dr. Charles Gale, Geelong. 25th July. 1941.

"Re specimen of tumour from Miss Ryan, aet 43, as reported by wire 18/7/41 (Telegram "Breast specimen ryan typical scirrhus carcinoma invading fat"), the hard nodule consists of typical scirrhus carcinomatous tissue with much dense fibrous tissue in the centre. The appearances vary from place to place from a simplex structure to an adenocarcinomatous one. The fat is being invaded extensively in all directions and there is no doubt about its malignancy. The nodule has occurred in the fibrous area of the breast".

27th August, 1941.

348.F.

Professor Peter MacCallum, M.C., D.P.H., F.R.A.C.F.,  
Pathology Department,  
University of Melbourne,  
Carlton, N.S.

Dear Professor MacCallum,

I have very much pleasure in acknowledging the receipt of histological reports on tumour sections from patients in the Royal Melbourne Hospital, who were previously in the care of medical practitioners in the country.

At an early date I shall send you a review of their clinical history in the Royal Melbourne Hospital.

Your reports will be of much assistance in officially determining the diagnosis for the Central Cancer Registry.

Yours faithfully,

C. V. MACKAY, M.D.,  
Executive Medical Officer,  
Anti-Cancer Council of Victoria.

CVII.BH

3rd September, 1941.

Professor Peter MacCallum, M.C., D.P.H., F.R.A.C.P.  
Pathology Department,  
University of Melbourne,  
CARLTON, N.S.

Dear Professor MacCallum,

The following clinical notes of patients from whom you have examined pathological specimens may be of interest.

Number 7752. Wonthaggi District Hospital. Dr. Rawson.  
This patient, Mrs. Wilson, is in the Royal Melbourne Hospital under the care of Mr. Searby. The breast and glands have been removed. The glands were sectioned but did not show any evidence of malignancy.

Number 7741, Bairnsdale District Hospital, Dr. J. Searls.  
This patient, Malcolm McKibbin, is being treated with deep x-rays at the Royal Melbourne Hospital in Ward 16, and is under the care of Dr. Kaye-Scott.

Number 7683, Stawell District Hospital, Doctor Gibson.  
This patient, David Houghton, was seen at the Royal Melbourne Hospital by Dr. Kaye-Scott. Roentgen Therapy was ordered but the patient has not attended for treatment. It will be necessary to communicate with his local doctor. The original diagnosis was Carcinoma of Anus, but acting on your report, I have changed it to Carcinoma of Rectum.

Number 7653, Dr. W. R. Angus, Warrnambool. This patient, Mrs. Billington, is attending Dr. Kaye-Scott's clinic for Deep Roentgen Therapy.

Professor Peter MacCallum.

- 2 -

3rd September, 1941.

Number 7738, Dr. Gale, Geelong. This patient, Marie Ryan, is receiving Deep Therapy treatment at the Royal Melbourne Hospital under Dr. Kaye-Scott.

Morrison, Stella. A report dated 30/11/40 was sent by you to Dr. Grotzner, Shepparton; Scirrhus Carcinoma. This patient received Deep Therapy at the Royal Melbourne Hospital under Dr. Kaye-Scott, and died 17/4/41.

I should be glad to learn whether sections from either of the two following patients have been examined at the University.

Bairnsdale Hospital, Dr. Searls, April 1941.  
Elizabeth Locarnini, Carcinoma of Breast.

Dr. Munro, Kerang, January 1941.  
Dorothy Faulkner, Duct Carcinoma of Breast.

Yours faithfully,

C. V. MACKAY,  
Executive Medical Officer,  
Anti-Cancer Council of Victoria.

CVM.BH

Please Quote: 361.F.



MORRISON  
Stella

TELEPHONE  
F 0484

Pathology Department.  
The University of Melbourne,

Melbourne, N.S. 15th. September 19 41

Dr. C.V. MacKay,  
Executive Medical Officer,  
Cancer Information Bureau,  
Royal Melbourne Hospital,  
Melbourne. C.1.

Your Reference: CVM: BH

Dear Dr. MacKay,

Thank you for the clinical notes relating to patients from whom I have examined pathological specimens, which were sent to me in your letter of 3rd. September last.

I am sending the following details and a copy of the original report sent upon the patient Stella Morrison to the Medical Superintendent, Mooroopna Hospital, 30.11.40.

The specimen was sent from Mooroopna Hospital without the name of any specific medical officer, as being from Stella Morrison, aet 47, 23.11.40: a telegram was sent 29.11.40, as follows: "Nodule in breast carcinomatous actively malignant invading fat", and was signed "MacCallum, University." This written report was sent to the Medical Superintendent of the Mooroopna Hospital, 30.11.40:

"Dear Sir,

Re. specimen from Stella Morrison, aet 47: the rounded nodule in the breast, submitted for examination, proved to be a scirrhus carcinoma, the central portion of which had undergone necrosis. The tumour is actively invading fat and has reached the fascia of the underlying muscle but does not appear to have invaded it. The periphery of the tumour is very anaplastic and actively growing and certain areas of it show squamous metaplasia. Though the nodule is fairly sharply defined from the surrounding tissue, there is no doubt about its active malignancy.

Yours faithfully,

(signed) Professor, Pathology Department.

P.T.O.

With reference to your enquiries about Elizabeth Locarnini, Bairnsdale Hospital (Dr. Searls), and Dorothy Faulkner, Kerang (Dr. Munro), I can find no trace of sections from either case having been received for examination in this department.

Yours faithfully,

*P. MacCallum*

Professor, Pathology Department.

DR. J. R. SEARLS  
DR. E. CLAY  
DR. D. G. ALSOP

BAIRNSDALE  
29/7/41

This patient also  
mentioned in letter  
to Dr. Searls 29/10/41  
filed under "H"  
Lavinia Hancock.

see also "A"  
(Almoner)

Letter from Mr. Wheeler  
re "Ambulance Charges" 4/8/41  
filed under "A"

Dr. Mackay,  
Chief Executive Officer,  
Anti-Cancer Council,

Dear Dr Mackay,

Thank you for your assistance

29th July, 1941.

re Malcolm Mckibbon.

The local ambulance will be made avail-  
able at the reduced cost of £6-0-0.

This is at the rate of 4d. per mile.

I will forward pathological reports

history and X-Rays with the patient.

It would be appreciated if we could

give a clear 24hours notice of bed being available.

Again thanking you,

Yours faithfully,

*John Searls*

KIBBON Malcolm

ing arrangements about your

dent of the Royal Melbourne  
arranged to reserve a surgical  
ext, the 1st of August.

arrangements for the payment  
ould be glad to know the  
ould be advisable to save  
mpany the patient from

Bairnsdale Hospital should bring this letter with her.

Yours faithfully,

C. V. MACKAY.

CVII.BH

This patient also  
mentioned in letter  
to Dr. Searls 29/10/41  
filed under "H"  
Lavinia Hancock.

see also "A"  
(Almoner)

Letter from Mr. Wheeler  
re "Ambulance Charges" 4/8/41  
filed under "A"

29th July, 1941.

McKIBBON Malcolm

Dr. J. R. Searls,  
12 Service Street,  
BAIRNSDALE.

Dear Dr. Searls,

I have made the following arrangements about your  
patient, Malcolm McKibbon.

The Medical Superintendent of the Royal Melbourne  
Hospital (Dr. J. B. Curtis) has arranged to reserve a surgical  
bed for this patient on Friday next, the 1st of August.

I am at present making arrangements for the payment  
of the ambulance expenses, and should be glad to know the  
amount as soon as possible. It would be advisable to save  
delay if the nurse who will accompany the patient from  
Bairnsdale Hospital should bring this letter with her.

Yours faithfully,

C. V. MACKAY.

CVII.BH

29th July, 1941.

Dr. J. B. Curtis,  
Medical Superintendent,  
Royal Melbourne Hospital.

Dear Dr. Curtis,

I have advised Dr. Searls of Bairnsdale that a surgical bed will be reserved for his patient, Malcolm McKibbin, aged fifteen, suffering from osteo-sarcoma of the Tibia, on Friday next, the 1st August.

An ambulance with a nurse will bring the boy from the Bairnsdale Hospital on Friday if his condition has not seriously deteriorated in the meantime.

Thanking you for your assistance.

Yours faithfully,

C. V. MACKAY.

CVB.BH

29th July, 1941.

The Head Almoner,  
Royal Melbourne Hospital.

Dear Miss Bethune,

I have been in telephonic communication with Dr. J. R. Searls of Bairnsdale today, concerning a patient named Malcolm McKibbin, aged fifteen, who is at present in the Bairnsdale Hospital.

This lad is suffering from osteo-sarcoma of the Tibia, and Dr. Curtis has kindly arranged for his admission to a surgical ward of this hospital on Friday next, the 1st August.

The state of health of the patient necessitates the use of an ambulance from hospital to hospital, and the expense will be from £7 to £8.

Would it be possible for you to meet this charge out of the Cancer Samaritan Fund?

Yours faithfully,

C. V. MACKAY.

CVS.BH

29th July, 1941.

H. G. Wheeler, Esq., A.I.C.A., J.P.,  
Secretary,  
Anti-Cancer Council of Victoria,  
c/o Royal Australasian College of Surgeons,  
Spring Street,  
MELBOURNE, C.I.

Dear Mr. Wheeler,

I have arranged for Dr. Searl's patient, a boy of fifteen, to be brought down to Melbourne by the local ambulance and admitted to the Royal Melbourne Hospital on Friday next, the 1st of August.

The question of the payment for the ambulance services arises, and I am endeavouring to get this done through the Almoner Samaritan Fund. If this fails I shall have to forward the account to you. It will be in the neighbourhood of £7 or £8. I am informed that the boy's parents are indigent.

Yours faithfully,

C. V. MACKAY.  
Executive Medical Officer,  
Anti-Cancer Council of Victoria.

CVC.BU

29/7/41

COMMONWEALTH OF AUSTRALIA—POSTMASTER-GENERAL'S DEPARTMENT. No. ....

CASH REGISTER

# TELEGRAM

AFFIX STAMPS HERE

This message is presented for transmission subject to the Post and Telegraph Act and Regulations.

Ordinary rate telegram charges: For 16 words or less, including the address and signature: Interstate, 1s. 4d. Within the State: 15 miles radius, 9d.; Beyond 15 miles radius, 1s. For each additional word in all cases, 1d.

Sch. C.1449. 10/1935.

Words .....  
Charge .....  
Time .....  
By .....  
Remarks .....

The address must contain all information necessary to ensure delivery.

To **DR. SEARLS,**  
**12 Service Street,**  
**BAIRNSDALE.**

For Office Use Only.

Sent at .....  
Ch'nl No. ....  
By .....

SURGICAL	BED	ARRANGED	ROYAL	MELBOURNE
HOSPITAL	FRIDAY	NEXT	HAVE	WRITTEN
GIVING	PARTICULARS			

**A REPLY PAID TELEGRAM**  
is a courteous means of ensuring  
**A PROMPT ANSWER.**

[Please Turn Over.]

FROM **MACKAY**

The sender's signature and address should be written on the back of this Form if such particulars are not to be telegraphed.

C. V. MACKAY,

Royal Melbourne Hospital.



The Prompt...

# DELIVERY OF YOUR CORRESPONDENCE IS IMPORTANT TO YOU, THEREFORE . . .

Address it fully and plainly;

Give the P.O. Box No. when writing to a private box-holder;

Indicate the Postal District No. when writing to an address in  
the city or suburbs of Melbourne;

Prepay the correct Postage;

## POST EARLY.

NOTE.—The standard time for the Eastern States of Australia (Queensland, New South Wales, Victoria, and Tasmania) is half an hour in advance of the standard time for South Australia and two hours in advance of the standard time for Western Australia.

DR. BROOKES, J.P.

Chairman of the Executive Committee of the Finance Commission of the F.M.S.  
HUGH DEVINE, M.B., M.S., F.R.C.S., F.R.C.P.  
Chairman of the Medical and Surgical Committee of the F.M.S.  
P. MACCALLUM, M.B., M.S., F.R.C.S., F.R.C.P.  
Professor of the Finance Commission of the F.M.S.

THE LORD MAYOR OF

President:

ALBERT BROOKES, J.P.

Chairman of the Executive Committee:

SIR HUGH DEVINE, M.B., M.S., F.R.A.C.S.

Chairman of the Medical and Scientific Committee:

PROFESSOR P. MACCALLUM, M.C., M.A., M.Sc.

Chairman of the Finance Committee:

H. A. PITT, ESQ., C.M.G., O.B.E., J.P.

Chairman of the Appeals Committee:

B. T. ZWAR, ESQ., M.D., M.S., F.R.A.C.S.

Secretary:

H. G. WHEELER, J.P., A.I.C.A.

Telephone:


J 2002 - J 4987 Dr. C. V. Mackay, F.R.A.C.P.,  
Royal Melbourne Hospital,  
MELBOURNE. C.1

Dear Dr. Mackay,

Thank you for your letter of 29th July, 1941. I note the arrangements which you have made concerning the transport of Dr. Searl's patient to Melbourne.

If arrangements can be made for the Almoner Samaritan Fund to meet the transport charges, I think it would be preferable to do it in this way. This is the very purpose for which we are subsidising Samaritan Funds.

Yours faithfully,

  
H. G. Wheeler,  
Secretary.

# Anti-Cancer Council of Victoria

(AFFILIATED WITH THE BRITISH EMPIRE CANCER CAMPAIGN)

Incorporated by Act of Parliament for the purpose of promoting, co-ordinating, and carrying out investigations in relation to the cause, prevention, and treatment of Cancer

C/o. ROYAL AUSTRALASIAN COLLEGE OF SURGEONS,

Spring Street,

Melbourne, C.1.

29th July, 1941.

4th August, 1941.

H. G. Wheeler, Esq., J.P., A.I.C.A.,  
Secretary,  
The Anti-Cancer Council of Victoria,  
Royal Australasian College of Surgeons,  
Spring Street,  
MELBOURNE, C.1.

Dear Mr. Wheeler,

I enclose copy of a letter from Miss Pothune (Head Almoner of the Royal Melbourne Hospital) with reference to payment from Cancer Samaritan Funds of transport charges from Bairnsdale for the patient, Mr. McKibben.

The charge was £6/-/- and advantage was taken of the ambulance to send another patient home to Bairnsdale.

There was definite reluctance on the part of the Almoner Department to meet this charge and I was cross examined at some length regarding the reason for the use of an ambulance instead of the rail service. The explanation being a medical one was ultimately regarded as satisfactory.

Yours faithfully,

C. V. MACKAY, M.D.,  
Executive Medical Officer,  
Anti-Cancer Council of Victoria

L. A.  
DB/NT

# Royal Melbourne Hospital



MELBOURNE. C.I.

ALMONER DEPARTMENT.

2nd August, 1941.

TELEPHONE: CENTRAL 9001

Dr. C. V. Mackay,  
Royal Melbourne Hospital,  
MELBOURNE.

Dear Dr. Mackay,

Thank you for your letter with enclosures bearing on the matter of transport from Bairnsdale for Mr. McKibbon.

As you know the question of ambulance payment is not generally undertaken by Samaritan Funds. Ambulances run either in the city or in country districts do not charge for those people who are unable to meet the cost and, of course, do not ask for re-embursement from another fund. In the case of a District Ambulance such as that of Bairnsdale, this arrangement would naturally only apply to journeys within a reasonable distance of the hospital. We can therefore consider this as a special transport arrangement and the payment of this by Samaritan Fund will be appropriate.

You may be interested to know that we were able to send another patient back on the return journey.

Yours faithfully,

Almoner.

# Anti-Cancer Council of Victoria

(AFFILIATED WITH THE BRITISH EMPIRE CANCER CAMPAIGN)

Incorporated by Act of Parliament for the purpose of promoting, co-ordinating, and carrying out investigations in relation to the cause, prevention, and treatment of Cancer

LORD MAYOR OF

BROOKES, J.P.

*the Executive Committee:*

DEVINE, M.B., M.S., F.R.A.C.S.

*Chairman of the Medical and Scientific*

*Committee:*

PROFESSOR P. MACCALLUM, M.C., M.A., M.Sc.

*Chairman of the Finance Committee:*

H. A. PITT, ESQ., C.M.G., O.B.E., J.P.

*Chairman of the Appeals Committee:*

B. T. ZWAR, ESQ., M.D., M.S., F.R.A.C.S.

*Secretary:*

H. G. WHEELER, J.P., A.I.C.A.

*Telephone:*

J 2002 - J 4987 Dr. C. V. Mackay, F.R.A.C.P.,  
Royal Melbourne Hospital,  
MELBOURNE. C.1

C/o. ROYAL AUSTRALASIAN COLLEGE OF SURGEONS,

Spring Street,


Melbourne, C.1.

5th August, 1941.

Dear Dr. Mackay,

I am enclosing an account from the Shire of Bairnsdale for £5 in connection with the transfer of Malcolm McKibbin from Bairnsdale to Melbourne. As I understand from your letter of 4th August, 1941, this amount will be paid from the Samaritan Fund at the Royal Melbourne Hospital, I shall be glad if you will please hand the account to Miss D. Bethune.

Yours faithfully,



H. G. Wheeler,  
Secretary.

6th August, 1941.

The Head Almoner,  
Royal Melbourne Hospital.

Dear Miss Lethune,

Many thanks for your letter of 1st August I am very pleased that you were able to arrange payment of the ambulance account for the transfer of Malcolm McKibbin from Bairnsdale to Melbourne.

Enclosed is the account from the Shire Council, and also a copy of a note on the subject from Mr. Wheeler.

Yours faithfully,

C. V. MACKAY, M.D.,  
Executive Medical Officer,  
Anti-Cancer Council of Victoria.

CVI. BH

Sale

21-7-41

DR. A. MACDONALD

Dear Doctor Mackay,

Just a line to thank you for your assistance to O'Reilly & Wallace & to also apologize for my delay in doing so but I have been laid aside with boils & carbuncles (had to have several anaesthetics) & did not feel up to much. Wallace is very enthusiastic & grateful for the way in which he was received & assisted by you & to me it is most reassuring to know how well our interests are considered by you people.

Thanking you again & with kind regards

Yours sincerely  
A. Macdonald

24th July, 1941.

Dr. Archibald Macdonald, Esq.,  
Desailly Street,  
S A L F.

Dear Dr. Macdonald,

Very many thanks for your kind letter of commendation concerning my efforts on behalf of your patients. It was rather like manna in the wilderness.

Sorry to hear about the boils and the carbuncles. I do not know any non lethal complaint which can be be painful and so generally upsetting. I have suffered.

With kindest regards,

Yours sincerely,

C. V. MACKAY.

*President:*  
THE RT. HON. THE LORD MAYOR OF  
MELBOURNE

*Vice-President:*  
MRS. HERBERT BROOKES, J.P.

*Chairman of the Executive Committee:*  
SIR HUGH DEVINE, M.B., M.S., F.R.A.C.S.

*Chairman of the Medical and Scientific  
Committee:*

PROFESSOR P. MACCALLUM, M.C., M.A., M.Sc.

*Chairman of the Finance Committee:*  
H. A. PITT, Esq., C.M.G., O.B.E., J.P.

*Chairman of the Appeals Committee:*  
B. T. ZWAR, Esq., M.D., M.S., F.R.A.C.S.

*Executive Committee:*

SIR HUGH DEVINE, M.B., M.S., F.R.A.C.S.

DR. L. J. CLENDINNEN, M.B., B.S., F.F.R.

W. RUSSELL GRIMWADE, Esq., C.B.E., B.Sc.

C. B. HEARN, Esq., A.I.C.S.

DR. C. H. KELLAWAY, M.C., M.D., M.S., F.R.C.P.

PROFESSOR P. MACCALLUM, M.C., M.A., M.Sc.

SIR ALAN NEWTON, M.S., F.R.C.S., F.R.A.C.S.

R. KAYE SCOTT, Esq., M.D., M.S., F.R.A.C.S., F.F.R.

DR. R. A. WILLIS, M.D., D.Sc., M.R.C.P.

*Secretary:*

H. G. WHEELER, J.P., A.I.C.A.

*Executive Medical Officer:*

DR. C. V. MACKAY, M.D., F.R.A.C.P.

*Telephone:*

J 2002 - J 4987

# Anti-Cancer Council of Victoria

(AFFILIATED WITH THE BRITISH EMPIRE CANCER CAMPAIGN)

Incorporated by Act of Parliament for the purpose of promoting, co-ordinating, and carrying out investigations in relation to the cause, prevention, and treatment of Cancer

## INFORMATION BUREAU.

C/o ROYAL AUSTRALASIAN COLLEGE OF SURGEONS

Spring Street,

Melbourne, C.I.

10th July, 1940.

Miss J. A. McFadyen,  
Main Street,  
C O B R A M.

Dear Miss McFadyen,

I am pleased to answer  
your enquiry of the 7th July.

At present the medical  
profession has not evolved any reliable  
blood or other test for cancer. The only  
available procedure to eliminate the presence  
of cancer is a thorough medical examination  
at regular intervals. This is advocated for  
persons over fifty years of age, especially  
for those with a definite family history of cancer.

Yours faithfully,



C. V. MACKAY, M.D.,  
Executive Medical Officer,  
Anti-Cancer Council of Victoria.

CVM.MD

Post Office  
Bronx  
July 18<sup>th</sup> 41

To

C. V. MacKay M.D.

Medical Officer  
Holloway Department -

I am writing to say I have not been attending the Hospital for some time as I have felt well, & knowing there is a shortage of doctors, but I will be in the city on Tuesday & will call at the Hospital & would you kindly let me know if the hour is still half past twelve &

Oblige -

A. McShail

19th July, 1941.

Mrs. A. McPhail,  
Post Office,  
BORONIA.

Dear Mrs. McPhail,

The hours for attendance at the surgical portion of  
the out-patient department are still approximately half past  
twelve.

Yours faithfully,

C. V. MACKAY, M.D.,  
~~Executive Medical~~

25th June, 1941.

Kenneth McRae, Esq.,  
14 Docker Street,  
ELWOOD.

Dear Mr. McRae,

I have much pleasure in sending you one of our booklets on the subject of Cancer.

If your doctor will kindly communicate with me about your case, I should be very happy to give him any assistance in my power with regard to the possibility of any relief for your condition.

Yours faithfully,

C. V. MACKAY, M.D.,  
Executive Medical Officer,  
Anti-Cancer Council of Victoria.

24-6-41

The Cancer Information Bureau  
Royal Melb. Hospital

Dear Sirs,

I have been suffering from  
Cancer in the lower bowel for several  
months and the pain is very severe  
when I have a motion & for a long  
time afterwards. Have lost a lot of  
weight & my Dr. thinks I could  
not survive an operation  
Can you suggest any relief or guide  
me in any way. I am 61 1/2 years  
& have never had an illness before

Would you oblige by letting me have a  
booklet on the subject & oblige

Kenneth McRae  
No 14. Locker Street  
Elwood S 3